



Winter Stone

The Winter Stone series is a soft linear, modern interpretation of stone, offered in two colors: one with a beige tone and the other, a light gray tone.



Winter Stone Glacier Gray



Winter Stone Glacier Gray

Winter Stone

Type

Porcelain Tile

Place of origin

United States of America

Shade variation

V2

Water absorption

≤ 0.5%

DCOF

≥ 0.42

Frost Resistant

Yes

PEI


III

MOHS


≥ 7

Usage

Residential and Commercial




ICE WHITE



GLACIER GRAY



12"x24"



2"x2" Mosaic



4"x12" Bullnose

Size*	UOM	CTN/SF	PLT/SF	CTN/LBS	PLT/LBS
12"x24"	SF	15.49	495.68	60	1877.2
4"x12" Bullnose	EA	15		17.5	
2"x2" Mosaic	EA	10		33	